



Round 3 - Phillip Island GP Circuit - September 3 & 4
SUPERSPORT

Date: **04/09/22**
Event: **R29**
Weather: **Mostly cloudy - Temp: 11.8C**
Track: **Dry - Temp: 26.0C**

Leg 3

Started at: **16:06:43**
Laps: **6**
Starters: **28**
Printed at: **16:22**

PROVISIONAL CLASSIFICATION

Pos	No	Name	Class	Machine	Laps	Race Time	Behind Leader	Behind Prev	Fastest Lap	On Lap	Top Speed
1	86	Dallas SKEER / YRD / Penrite Oils / Stefs Transport / Pirelli / Trident Tyre Centre / MSA	A	Yamaha R6 600	6	9:56.780			1:38.211	2	263
2	44	Thomas BRAMICH / Apex / The Bare Bird / Carl Cox Motorsport / Nolan / Ricondi / Fuspport	A	Yamaha R6	6	9:56.884	.104	.104	1:38.321	4	261
3	42	Jack PASSFIELD / Stay Upright Rider Training / MCC Security / GASD Suspension / Dmoto / KYT	A	Yamaha R6 600	6	9:59.151	2.371	2.267	1:38.169	4	268
4	39	Scott NICHOLSON / Traction Control M-sport / G. Williams Motorcycle Eng. / RST Moto/ KYT	A	Yamaha R6 600	6	9:59.357	2.577	.206	1:38.257	5	259
5	88	Luke SANDERS / Race Center / Snoop Media	A	Yamaha R6 600	6	10:02.036	5.256	2.679	1:38.717	3	271
6	74	Timothy LARGE / Race Center / The Grinning Dingo	A	Yamaha R6 600	6	10:02.126	5.346	.090	1:38.512	4	262
7	88v	Dean OUGHTRED / Dynoverks	A	Yamaha R6 600	6	10:04.898	8.118	2.772	1:39.290	3	269
8	54	Brendan WILSON / Stainless Steel Projects / Barrys Tea / Up Cork	A	Yamaha R6 600	6	10:05.150	8.370	.252	1:38.842	3	263
9	95	Harley SIDE / Race Center / Peter Stevens / The Grinning Dingo	B	Yamaha R6 600	6	10:05.158	8.378	.008	1:39.390	2	265
10	44A	William SHARROCK / Windspark Oz / Race Center / Metcher Motorsport	A	Yamaha R6 600	6	10:05.316	8.536	.158	1:39.235	3	267
11	21	Tarbon WALKER	A	Yamaha R6 600	6	10:16.858	20.078	11.542	1:40.520	3	252
12	10	Noel MAHON / IRT Motorsports / RS Pipe & Civil / Quinn Mechanical / Ricondi / MotoGo	B	Yamaha R6 600	6	10:17.028	20.248	.170	1:40.689	2	249
13	212	Luca DURNING / The Dentists / Addicted to Track	A	Yamaha R6 599	6	10:23.032	26.252	6.004	1:40.792	6	254
14	33	Jack FAVELLE / MotoCity	A	Kawasaki ZX6R 600	6	10:23.059	26.279	.027	1:40.984	2	260
15	52	Mitchell HAWKSLEY / Webb Racing / Launceston Environmental Serv. / Engine Reco & Parts	A	Honda CBR 600	6	10:32.238	35.458	9.179	1:43.116	4	258
16	31	John QUINN / IRT M-sport / SC Project Oceania / Ricondi / Quinn Mechanical Services	B	Yamaha R6 600	6	10:34.722	37.942	2.484	1:44.030	5	258
17	90	Libero BELLETTI	A	Yamaha R6 600	6	10:35.646	38.866	.924	1:43.548	2	260
18	8B	Charles HOLDING	A	Yamaha R6 600	6	10:36.294	39.514	.648	1:43.454	2	259
19	8A	Marcus DELANEY / Horizon Motorcycles / Delaney & Co.	A	Yamaha R6 600	6	10:36.889	40.109	.595	1:44.022	6	259
20	32	Keith MULCAHY	A	Kawasaki ZX6R 600	6	10:37.862	41.082	.973	1:43.789	4	255
21	70	Christopher GILBEE / Coastal Built Homes	C	Kawasaki ZX6R 600	6	10:38.973	42.193	1.111	1:44.313	4	255
22	76	Paul VAN DER HEIDEN / Moto Adelaide	A	Suzuki GSXR 600	6	10:39.048	42.268	.075	1:44.719	6	257
23	3	Shane O'BRIEN	C	Yamaha R6 600	6	10:54.357	57.577	15.309	1:46.926	3	249
24	34	Jiabin ZHANG	A	Honda CBR 599	6	11:41.874	1:45.094	47.517	1:53.594	6	238
25	83	Nathan HILLMAN / Pheonix Car Rentals	C	Triumph Dayt. 675	6	11:50.831	1:54.051	8.957	1:56.148	3	235
26	220	Declan CARBERRY / JC Performance / Webb Plastics / Nightmare Designs / Underground Designs	A	Suzuki GSXR 600	5	10:30.925	1 Lap		1:50.838	5	233
DNF	87	Brad GORRIE	C	Honda CBR 600	3	6:08.490	2 Laps		1:57.974	2	213
DNF	99	Morgan MCLAREN-WOOD / Addicted to Track	A	Yamaha R6 600	2	3:31.838	3 Laps		1:41.781	2	251


Fastest Lap was 1:38.169 by Jack PASSFIELD


Current race lap record for SS class - 1:35.200 by Bryan STARING (VIC) on a Yamaha YZF R6 set on 17/10/09

*** RACE REDUCED FROM 7 TO 6 LAPS DUE TO EARLIER TIME DELAYS ***

The results are provisional until the end of the time limit for protests and appeals.



Chief Timekeeper - Scott Laing


Clerk of Course - Tony Bolin



COMPUTIME RACE TIMING SYSTEMS PTY LTD
www.computime.com.au

E-mail: scott@computime.com.au / Ph: 0418 17 13 17





Round 3 - Phillip Island GP Circuit - September 3 & 4
SUPERSPORT

Leg 3

Date: **04/09/22**
Event: **R29**
Weather: **Mostly cloudy - Temp: 11.8C**
Track: **Dry - Temp: 26.0C**

Started at: **16:06:43**
Laps: **6**
Starters: **28**
Printed at: **16:22**

PROVISIONAL LAP TIMES


No	Name	Lap 1	Lap 2	Lap 3	Lap 4	Lap 5	Lap 6
3	Shane O'BRIEN	1:57.893	1:47.138	1:46.926	1:47.076	1:47.639	1:47.685
8A	Marcus DELANEY	1:54.138	1:44.246	1:44.582	1:44.634	1:45.267	1:44.022
8B	Charles HOLDING	1:56.508	1:43.454	1:45.131	1:43.543	1:44.158	1:43.500
10	Noel MAHON	1:50.095	1:40.689	1:41.578	1:41.472	1:41.582	1:41.612
21	Tarbon WALKER	1:51.906	1:40.656	1:40.520	1:40.801	1:41.450	1:41.525
31	John QUINN	1:52.887	1:44.084	1:44.408	1:44.067	1:44.030	1:45.246
32	Keith MULCAHY	1:55.304	1:44.540	1:44.920	1:43.789	1:45.193	1:44.116
33	Jack FAVELLE	1:51.128	1:40.984	1:46.304	1:41.990	1:41.573	1:41.080
34	Jiabin ZHANG	2:07.524	1:56.920	1:54.509	1:55.046	1:54.281	1:53.594
39	Scott NICHOLSON	1:45.622	1:39.336	1:39.067	1:38.695	1:38.257	1:38.380
42	Jack PASSFIELD	1:45.997	1:39.207	1:38.929	1:38.169	1:38.466	1:38.383
44	Thomas BRAMICH	1:43.933	1:38.384	1:38.334	1:38.321	1:39.318	1:38.594
44A	William SHARROCK	1:46.983	1:39.398	1:39.235	1:39.445	1:40.234	1:40.021
52	Mitchell HAWKSLEY	1:54.090	1:43.306	1:43.982	1:43.116	1:43.498	1:44.246
54	Brendan WILSON	1:47.669	1:39.491	1:38.842	1:39.051	1:40.031	1:40.066
70	Christopher GILBEE	1:54.487	1:44.851	1:44.482	1:44.313	1:45.852	1:44.988
74	Timothy LARGE	1:45.863	1:39.553	1:39.056	1:38.512	1:39.580	1:39.562
76	Paul VAN DER HEIDEN	1:54.589	1:44.866	1:44.770	1:45.149	1:44.955	1:44.719
83	Nathan HILLMAN	2:08.004	1:57.175	1:56.148	1:56.796	1:56.507	1:56.201
86	Dallas SKEER	1:44.333	1:38.211	1:38.274	1:38.550	1:38.769	1:38.643
87	Brad GORRIE	2:09.213	1:57.974	2:01.303			
88	Luke SANDERS	1:46.606	1:39.327	1:38.717	1:38.871	1:38.966	1:39.549
88v	Dean OUGHTRED	1:46.805	1:39.302	1:39.290	1:39.546	1:39.896	1:40.059
90	Libero BELLETTI	1:53.513	1:43.548	1:45.917	1:44.594	1:44.462	1:43.612
95	Harley SIDE	1:46.327	1:39.390	1:39.468	1:39.747	1:40.076	1:40.150
99	Morgan MCLAREN-WOOD	1:50.057	1:41.781				
212	Luca DURNING	1:52.302	1:42.665	1:42.551	1:42.727	1:41.995	1:40.792
220	Declan CARBERRY	2:48.275	1:58.582	1:55.682	1:57.548	1:50.838	

*** RACE REDUCED FROM 7 TO 6 LAPS DUE TO EARLIER TIME DELAYS ***

The results are provisional until the end of the time limit for protests and appeals.


Scott Laing
Chief Timekeeper - Scott Laing

Tony Bolin
Clerk of Course - Tony Bolin



COMPUTIME RACE TIMING SYSTEMS PTY LTD
www.computime.com.au

E-mail: scott@computime.com.au / Ph: 0418 17 13 17





Round 3 - Phillip Island GP Circuit - September 3 & 4
SUPERSPORT

Leg 3

Date: 04/09/22
Event: R29
Weather: Mostly cloudy - Temp: 11.8C
Track: Dry - Temp: 26.0C


Started at: 16:06:43
Laps: 6
Starters: 28
Printed at: 16:22

PROVISIONAL SPLIT TIMES

Lap	Split 1	Split 2	Split 3	Split 4	Lap Time	Spd	Lap	Split 1	Split 2	Split 3	Split 4	Lap Time	Spd
3 Shane O'BRIEN (23th)							6	24.853	29.125	19.361	28.186	1:41.525	244
1	34.448	32.649	20.639	30.157	1:57.893	213							
2	25.710	31.185	20.329	29.914	1:47.138	249	31 John QUINN (16th)						
3	<u>25.583</u>	<u>30.837</u>	<u>20.309</u>	30.197	<u>1:46.926</u>	247	1	32.362	31.337	20.381	28.807	1:52.887	207
4	25.658	30.850	20.673	29.895	1:47.076	246	2	25.129	30.072	19.991	<u>28.892</u>	1:44.084	258
5	26.266	30.978	20.360	30.035	1:47.639	242	3	25.293	30.196	<u>19.893</u>	29.026	1:44.408	252
6	26.055	31.086	20.725	<u>29.819</u>	1:47.685	243	4	25.174	<u>29.805</u>	19.935	29.153	1:44.067	252
							5	<u>25.080</u>	29.845	20.114	28.991	<u>1:44.030</u>	254
							6	25.314	30.454	20.107	29.371	1:45.246	250
8A Marcus DELANEY (19th)													
1	33.371	31.191	20.332	29.244	1:54.138	209							
2	<u>25.062</u>	30.503	20.199	28.482	1:44.246	257	32 Keith MULCAHY (20th)						
3	25.173	<u>30.124</u>	20.605	28.680	1:44.582	259	1	34.149	31.806	20.359	28.990	1:55.304	206
4	25.248	30.163	20.308	28.915	1:44.634	254	2	24.962	30.580	19.961	29.037	1:44.540	255
5	26.098	30.252	20.346	28.571	1:45.267	227	3	24.948	30.383	20.444	29.145	1:44.920	252
6	25.349	30.139	<u>20.058</u>	<u>28.476</u>	<u>1:44.022</u>	252	4	<u>24.772</u>	30.154	<u>19.949</u>	28.914	<u>1:43.789</u>	251
							5	25.640	30.168	20.298	29.087	1:45.193	236
							6	25.158	<u>30.044</u>	20.033	<u>28.881</u>	1:44.116	249
8B Charles HOLDING (18th)													
1	32.273	35.754	19.836	28.645	1:56.508	202							
2	25.023	29.862	<u>19.641</u>	28.928	<u>1:43.454</u>	257	33 Jack FAVELLE (14th)						
3	25.225	30.288	20.312	29.306	1:45.131	255	1	32.594	30.720	19.251	28.563	1:51.128	209
4	<u>25.016</u>	29.988	19.768	28.771	1:43.543	259	2	24.412	29.355	<u>19.111</u>	<u>28.106</u>	<u>1:40.984</u>	260
5	25.735	30.180	19.782	<u>28.461</u>	1:44.158	253	3	24.510	29.274	19.584	32.936	1:46.304	259
6	25.553	<u>29.439</u>	19.663	28.845	1:43.500	254	4	24.724	29.554	19.494	28.218	1:41.990	257
							5	24.842	<u>29.103</u>	19.339	28.289	1:41.573	258
							6	<u>24.340</u>	29.304	19.205	28.231	1:41.080	255
10 Noel MAHON (12th)													
1	31.628	31.410	19.245	27.812	1:50.095	199							
2	<u>24.219</u>	<u>29.332</u>	<u>19.228</u>	27.910	<u>1:40.689</u>	248	34 Jiabin ZHANG (24th)						
3	24.446	29.538	19.459	28.135	1:41.578	248	1	37.517	35.162	22.901	31.944	2:07.524	185
4	24.347	29.533	19.372	28.220	1:41.472	246	2	27.877	34.308	22.283	32.452	1:56.920	228
5	24.677	29.456	19.565	<u>27.884</u>	1:41.582	249	3	27.346	33.740	<u>22.140</u>	31.283	1:54.509	237
6	24.519	29.552	19.467	28.074	1:41.612	244	4	27.643	33.745	22.278	31.380	1:55.046	233
							5	27.762	<u>32.890</u>	22.363	<u>31.266</u>	1:54.281	222
							6	<u>27.047</u>	32.991	22.286	31.270	<u>1:53.594</u>	238
21 Tarbon WALKER (11th)													
1	32.904	31.298	19.595	28.109	1:51.906	209							
2	<u>24.212</u>	<u>28.930</u>	<u>18.979</u>	28.535	1:40.656	251	39 Scott NICHOLSON (4th)						
3	24.274	29.127	19.169	<u>27.950</u>	<u>1:40.520</u>	252	1	29.792	29.182	19.163	27.485	1:45.622	201
4	24.403	29.048	19.369	27.981	1:40.801	249	2	24.079	28.767	18.993	27.497	1:39.336	259
5	24.817	29.022	19.430	28.181	1:41.450	251	3	24.038	28.620	18.957	27.452	1:39.067	257


Scott Laing
Chief Timekeeper - Scott Laing

Tony Bolin
Clerk of Course - Tony Bolin



COMPUTIME RACE TIMING SYSTEMS PTY LTD
www.computime.com.au

E-mail: scott@computime.com.au / Ph: 0418 17 13 17





Round 3 - Phillip Island GP Circuit - September 3 & 4
SUPERSPORT

Leg 3

Started at: 16:06:43

Laps: 6

Starters: 28

Printed at: 16:22

Date: 04/09/22

Event: R29

Weather: Mostly cloudy - Temp: 11.8C


Track: Dry - Temp: 26.0C

PROVISIONAL SPLIT TIMES

Lap	Split 1	Split 2	Split 3	Split 4	Lap Time	Spd	Lap	Split 1	Split 2	Split 3	Split 4	Lap Time	Spd
4	24.002	28.467	18.791	27.435	1:38.695	255	2	24.111	28.840	19.157	27.383	1:39.491	258
5	23.811	28.463	18.819	27.164	1:38.257	258	3	23.893	28.544	19.037	27.368	1:38.842	258
6	23.715	28.415	18.732	27.518	1:38.380	259	4	23.767	28.671	19.080	27.533	1:39.051	263
42 Jack PASSFIELD (3rd)							5	24.253	28.929	19.139	27.710	1:40.031	252
1	30.145	29.247	19.039	27.566	1:45.997	195	6	24.544	28.558	19.189	27.775	1:40.066	255
2	23.919	28.838	18.914	27.536	1:39.207	268	70 Christopher GILBEE (21th)						
3	23.963	28.722	18.918	27.326	1:38.929	260	1	33.584	31.860	19.921	29.122	1:54.487	209
4	23.511	28.462	18.880	27.316	1:38.169	263	2	25.075	30.659	19.792	29.325	1:44.851	254
5	23.754	28.413	18.844	27.455	1:38.466	256	3	24.810	30.434	20.182	29.056	1:44.482	252
6	23.681	28.405	18.933	27.364	1:38.383	258	4	24.912	30.520	19.750	29.131	1:44.313	255
44 Thomas BRAMICH (2nd)							5	25.907	30.880	20.116	28.949	1:45.852	227
1	29.188	28.557	18.633	27.555	1:43.933	203	6	25.291	30.465	20.145	29.087	1:44.988	249
2	23.642	28.557	18.679	27.506	1:38.384	258	74 Timothy LARGE (6th)						
3	23.544	28.489	18.613	27.688	1:38.334	258	1	29.981	29.232	19.070	27.580	1:45.863	195
4	23.561	28.467	18.670	27.623	1:38.321	257	2	24.313	28.782	18.891	27.567	1:39.553	262
5	23.753	28.779	18.937	27.849	1:39.318	258	3	23.943	28.764	18.875	27.474	1:39.056	262
6	23.670	28.534	18.719	27.671	1:38.594	261	4	23.791	28.600	18.692	27.429	1:38.512	260
44A William SHARROCK (10th)							5	23.911	28.879	18.984	27.806	1:39.580	262
1	30.727	29.379	19.149	27.728	1:46.983	206	6	24.145	28.869	18.867	27.681	1:39.562	262
2	23.932	29.075	18.916	27.475	1:39.398	262	76 Paul VAN DER HEIDEN (22th)						
3	24.026	28.920	18.781	27.508	1:39.235	267	1	33.746	31.807	20.379	28.657	1:54.589	203
4	23.915	28.752	18.952	27.826	1:39.445	266	2	25.159	30.609	19.962	29.136	1:44.866	257
5	24.451	29.159	18.961	27.663	1:40.234	249	3	24.952	30.433	20.308	29.077	1:44.770	245
6	24.490	28.835	19.015	27.681	1:40.021	258	4	25.068	30.584	20.397	29.100	1:45.149	249
52 Mitchell HAWKSLEY (15th)							5	25.497	30.326	20.248	28.884	1:44.955	251
1	33.196	30.943	20.212	29.739	1:54.090	205	6	25.099	30.510	20.324	28.786	1:44.719	249
2	24.980	30.127	19.820	28.379	1:43.306	257	83 Nathan HILLMAN (25th)						
3	25.423	30.093	19.884	28.582	1:43.982	258	1	36.413	35.745	23.127	32.719	2:08.004	191
4	25.014	29.699	20.141	28.262	1:43.116	255	2	28.592	35.141	22.154	31.288	1:57.175	226
5	24.931	30.081	19.971	28.515	1:43.498	254	3	28.690	33.875	22.193	31.390	1:56.148	215
6	25.301	30.289	20.046	28.610	1:44.246	253	4	27.885	34.731	22.506	31.674	1:56.796	235
54 Brendan WILSON (8th)							5	28.498	34.199	22.559	31.251	1:56.507	221
1	31.593	29.216	19.301	27.559	1:47.669	199	6	28.420	33.836	22.631	31.314	1:56.201	223


Scott Laing
Chief Timekeeper - Scott Laing

Tony Bolin
Clerk of Course - Tony Bolin



COMPUTIME RACE TIMING SYSTEMS PTY LTD
www.computime.com.au

E-mail: scott@computime.com.au / Ph: 0418 17 13 17





Round 3 - Phillip Island GP Circuit - September 3 & 4
SUPERSPORT

Leg 3

Started at: 16:06:43

Laps: 6

Starters: 28

Printed at: 16:22

Date: 04/09/22

Event: R29

Weather: Mostly cloudy - Temp: 11.8C

Track: Dry - Temp: 26.0C

PROVISIONAL SPLIT TIMES


Lap	Split 1	Split 2	Split 3	Split 4	Lap Time	Spd	Lap	Split 1	Split 2	Split 3	Split 4	Lap Time	Spd
86 Dallas SKEER (1st)							4	25.459	30.281	19.948	28.906	1:44.594	248
1	29.593	28.846	18.579	27.315	1:44.333	196	5	25.515	30.333	19.952	28.662	1:44.462	250
2	23.638	28.743	18.520	27.310	1:38.211	259	6	25.321	30.090	19.766	28.435	1:43.612	251
3	23.587	28.701	18.596	27.390	1:38.274	262	95 Harley SIDE (9th)						
4	23.655	28.620	18.719	27.556	1:38.550	263	1	30.395	29.107	19.135	27.690	1:46.327	203
5	23.659	28.720	18.772	27.618	1:38.769	261	2	24.029	28.881	18.946	27.534	1:39.390	265
6	24.072	28.620	18.430	27.521	1:38.643	253	3	24.195	28.673	18.974	27.626	1:39.468	264
87 Brad GORRIE (DNF)							4	24.041	28.500	19.102	28.104	1:39.747	262
1	37.265	36.493	23.271	32.184	2:09.213	183	5	24.348	28.862	19.033	27.833	1:40.076	257
2	28.115	35.154	22.415	32.290	1:57.974	210	6	24.384	28.670	19.203	27.893	1:40.150	257
3	27.942	34.298	22.810	36.253	2:01.303	213	99 Morgan MCLAREN-WOOD (DNF)						
88 Luke SANDERS (5th)							1	31.944	30.533	19.362	28.218	1:50.057	208
1	30.513	29.189	19.125	27.779	1:46.606	208	2	24.660	29.461	19.258	28.402	1:41.781	251
2	23.908	28.888	19.162	27.369	1:39.327	269	212 Luca DURNING (13th)						
3	23.831	28.538	18.786	27.562	1:38.717	271	1	32.797	31.050	19.781	28.674	1:52.302	210
4	23.775	28.623	18.784	27.689	1:38.871	265	2	24.696	29.707	19.760	28.502	1:42.665	252
5	23.735	28.629	19.113	27.489	1:38.966	265	3	24.533	29.593	19.774	28.651	1:42.551	254
6	23.998	28.584	19.165	27.802	1:39.549	260	4	24.714	29.654	19.867	28.492	1:42.727	253
88v Dean OUGHTRED (7th)							5	24.888	29.486	19.462	28.159	1:41.995	254
1	30.897	29.040	19.141	27.727	1:46.805	200	6	24.480	29.214	19.215	27.883	1:40.792	254
2	23.853	29.071	19.037	27.341	1:39.302	267	220 Declan CARBERRY (26th)						
3	24.019	28.818	18.875	27.578	1:39.290	269	1	31.435	1:19.055	24.650	33.135	2:48.275	203
4	23.934	28.547	19.217	27.848	1:39.546	266	2	29.761	34.705	22.331	31.785	1:58.582	209
5	23.919	28.817	19.102	28.058	1:39.896	258	3	27.769	33.020	21.998	32.895	1:55.682	221
6	24.398	28.595	19.293	27.773	1:40.059	256	4	30.908	32.139	23.752	30.749	1:57.548	127
90 Libero BELLETTI (17th)							5	27.158	31.644	21.110	30.926	1:50.838	233
1	33.993	30.974	19.924	28.622	1:53.513	211							
2	24.996	30.237	19.747	28.568	1:43.548	260							
3	26.013	30.387	20.605	28.912	1:45.917	248							

*** RACE REDUCED FROM 7 TO 6 LAPS DUE TO EARLIER TIME DELAYS ***

The results are provisional until the end of the time limit for protests and appeals.


Scott Laing
Chief Timekeeper - Scott Laing

Tony Bolin
Clerk of Course - Tony Bolin



COMPUTIME RACE TIMING SYSTEMS PTY LTD
www.computime.com.au

E-mail: scott@computime.com.au / Ph: 0418 17 13 17





**Round 3 - Phillip Island GP Circuit - September 3 & 4
SUPERSPORT**

Leg 3

Started at: 16:06:43
Laps: 6
Starters: 28
Printed at: 16:22

Date: 04/09/22
Event: R29
Weather: Mostly cloudy - Temp: 11.8C
Track: Dry - Temp: 26.0C

PROVISIONAL FASTEST LAPS SEQUENCE


Lap	Race Pos	No	Name	Machine	Fastest Lap	On Lap
1	1	44	Thomas BRAMICH	Yamaha R6	1:43.933	1
2	1	44	Thomas BRAMICH	Yamaha R6	1:38.384	2
2	2	86	Dallas SKEER	Yamaha R6 600	1:38.211	2
4	3	42	Jack PASSFIELD	Yamaha R6 600	1:38.169	4

*** RACE REDUCED FROM 7 TO 6 LAPS DUE TO EARLIER TIME DELAYS ***

The results are provisional until the end of the time limit for protests and appeals.


Scott Laing
Chief Timekeeper - Scott Laing

Tony Bolin
Clerk of Course - Tony Bolin



COMPUTIME RACE TIMING SYSTEMS PTY LTD
www.computime.com.au

E-mail: scott@computime.com.au / Ph: 0418 17 13 17





Round 3 - Phillip Island GP Circuit - September 3 & 4
SUPERSPORT

Leg 3

Date: 04/09/22
Event: R29
Weather: Mostly cloudy - Temp: 11.8C
Track: Dry - Temp: 26.0C

Started at: 16:06:43
Laps: 6
Starters: 28
Printed at: 16:22

PROVISIONAL LAP SHEET

No	Lap Time	Gap	No	Lap Time	Gap	No	Lap Time	Gap	No	Lap Time	Gap	No	Lap Time	Gap
Lap 1			74	1:39.553	3.099	10	1:41.578	11.711	8A	1:44.634	28.628	Lap 6		
44	1:43.933		95	1:39.390	3.400	21	1:40.520	12.431	70	1:44.313	29.161	86	1:38.643	
86	1:44.333	.400	88	1:39.327	3.616	212	1:42.551	16.867	32	1:43.789	29.581	44	1:38.594	.104
39	1:45.622	1.689	88v	1:39.302	3.790	33	1:46.304	17.765	8B	1:43.543	29.664	42	1:38.383	2.371
74	1:45.863	1.930	44A	1:39.398	4.064	52	1:43.982	20.727	76	1:45.149	30.402	39	1:38.380	2.577
42	1:45.997	2.064	54	1:39.491	4.843	31	1:44.408	20.728	3	1:47.076	40.061	88	1:39.549	5.256
95	1:46.327	2.394	10	1:40.689	8.467	8A	1:44.582	22.315	34	1:55.046	1:15.027	74	1:39.562	5.346
88	1:46.606	2.673	99	1:41.781	9.521	90	1:45.917	22.327	83	1:56.796	1:19.151	88v	1:40.059	8.118
88v	1:46.805	2.872	33	1:40.984	9.795	70	1:44.482	23.169	Lap 5			54	1:40.066	8.370
44A	1:46.983	3.050	21	1:40.656	10.245	76	1:44.770	23.574	86	1:38.769		95	1:40.150	8.378
54	1:47.669	3.736	212	1:42.665	12.650	32	1:44.920	24.113	44	1:39.318	.153	44A	1:40.021	8.536
99	1:50.057	6.124	31	1:44.084	14.654	8B	1:45.131	24.442	42	1:38.466	2.631	21	1:41.525	20.078
10	1:50.095	6.162	90	1:43.548	14.744	3	1:46.926	31.306	39	1:38.257	2.840	10	1:41.612	20.248
33	1:51.128	7.195	52	1:43.306	15.079	34	1:54.509	58.302	88	1:38.966	4.350	212	1:40.792	26.252
21	1:51.906	7.973	8A	1:44.246	16.067	83	1:56.148	1:00.676	74	1:39.580	4.427	33	1:41.080	26.279
212	1:52.302	8.369	70	1:44.851	17.021	87	2:01.303	1:07.839	88v	1:39.896	6.702	220	1:50.838	1 lap
31	1:52.887	8.954	76	1:44.866	17.138	Lap 4			95	1:40.076	6.871	52	1:44.246	35.458
90	1:53.513	9.580	32	1:44.540	17.527	44	1:38.321		54	1:40.031	6.947	31	1:45.246	37.942
52	1:54.090	10.157	8B	1:43.454	17.645	86	1:38.550	.396	44A	1:40.234	7.158	90	1:43.612	38.866
8A	1:54.138	10.205	3	1:47.138	22.714	42	1:38.169	3.330	21	1:41.450	17.196	8B	1:43.500	39.514
70	1:54.487	10.554	34	1:56.920	42.127	220	1:55.682	1 lap	10	1:41.582	17.279	8A	1:44.022	40.109
76	1:54.589	10.656	83	1:57.175	42.862	39	1:38.695	3.748	220	1:57.548	1 lap	32	1:44.116	41.082
32	1:55.304	11.371	87	1:57.974	44.870	74	1:38.512	4.012	33	1:41.573	23.842	70	1:44.988	42.193
8B	1:56.508	12.575	220	1:58.582	1:24.540	88	1:38.871	4.549	212	1:41.995	24.103	76	1:44.719	42.268
3	1:57.893	13.960	Lap 3			95	1:39.747	5.960	52	1:43.498	29.855	3	1:47.685	57.577
34	2:07.524	23.591	44	1:38.334		88v	1:39.546	5.971	31	1:44.030	31.339	34	1:53.594	1:45.094
83	2:08.004	24.071	86	1:38.274	.167	54	1:39.051	6.081	90	1:44.462	33.897	83	1:56.201	1:54.051
87	2:09.213	25.280	39	1:39.067	3.374	44A	1:39.445	6.089	8B	1:44.158	34.657			
220	2:48.275	1:04.342	42	1:38.929	3.482	10	1:41.472	14.862	8A	1:45.267	34.730			
Lap 2			74	1:39.056	3.821	21	1:40.801	14.911	32	1:45.193	35.609			
44	1:38.384		88	1:38.717	3.999	212	1:42.727	21.273	70	1:45.852	35.848			
86	1:38.211	.227	95	1:39.468	4.534	33	1:41.990	21.434	76	1:44.955	36.192			
39	1:39.336	2.641	88v	1:39.290	4.746	52	1:43.116	25.522	3	1:47.639	48.535			
42	1:39.207	2.887	44A	1:39.235	4.965	31	1:44.067	26.474	34	1:54.281	1:30.143			
			54	1:38.842	5.351	90	1:44.594	28.600	83	1:56.507	1:36.493			

*** RACE REDUCED FROM 7 TO 6 LAPS DUE TO EARLIER TIME DELAYS ***

The results are provisional until the end of the time limit for protests and appeals.


Scott Laing
Chief Timekeeper - Scott Laing

Tony Bolin
Clerk of Course - Tony Bolin



COMPUTIME RACE TIMING SYSTEMS PTY LTD
www.computime.com.au

E-mail: scott@computime.com.au / Ph: 0418 17 13 17





Round 3 - Phillip Island GP Circuit - September 3 & 4
SUPERSPORT

Leg 3

Date: **04/09/22**
Event: **R29**
Weather: **Mostly cloudy - Temp: 11.8C**
Track: **Dry - Temp: 26.0C**

Started at: **16:06:43**
Laps: **6**
Starters: **28**
Printed at: **16:22**

PROVISIONAL LAP CHART


Name	Grid	1	2	3	4	5	6	Name
T. LYNCH	85	44	44	44	44	88	88	D. SKEER
J. PASSFIELD	42	86	86	86	86	44	44	T. BRAMICH
D. SKEER	86	39	39	39	42	42	42	J. PASSFIELD
S. NICHOLSON	39	74	42	42	39	39	39	S. NICHOLSON
T. LARGE	74	42	74	74	74	88	88	L. SANDERS
T. BRAMICH	44	95	95	88	88	74	74	T. LARGE
D. OUGHTRED	88v	88	88	95	95	88v	88v	D. OUGHTRED
H. SIDE	95	88v	88v	88v	88v	95	54	B. WILSON
B. WILSON	54	44A	44A	44A	54	54	95	H. SIDE
W. SHARROCK	44A	54	54	54	44A	44A	44A	W. SHARROCK
N. MAHON	10	99	10	10	10	21	21	T. WALKER
L. SANDERS	88	10	99	21	21	10	10	N. MAHON
J. QUINN	31	33	33	212	212	33	212	L. DURNING
D. CARBERRY	220	21	21	33	33	212	33	J. FAVELLE
L. DURNING	212	212	212	52	52	52	52	M. HAWKSLEY
T. WALKER	21	31	31	31	31	31	31	J. QUINN
M. MCLAREN-WOOD	99	90	90	8A	90	90	90	L. BELLETTI
C. HOLDING	8B	52	52	90	8A	8B	8B	C. HOLDING
M. EDWARDS	37	8A	8A	70	70	8A	8A	M. DELANEY
J. FAVELLE	33	70	70	76	32	32	32	K. MULCAHY
C. GILBEE	70	76	76	32	8B	70	70	C. GILBEE
M. DELANEY	8A	32	32	8B	76	76	76	P. VAN DER HEIDEN
L. BELLETTI	90	8B	8B	3	3	3	3	S. O'BRIEN
M. HAWKSLEY	52	3	3	34	34	34	34	J. ZHANG
P. VAN DER HEIDEN	76	34	34	83	83	83	88	N. HILLMAN
M. MAVER	3A	83	83	87	220	220		D. CARBERRY
D. BARTELS	80	87	87	220				
N. HILLMAN	83	220	220					
S. O'BRIEN	3							
K. MULCAHY	32							
S. IRWIN	90A							S. IRWIN
B. GORRIE	87							
J. ZHANG	34							
T. HUNT	75							T. HUNT

*** RACE REDUCED FROM 7 TO 6 LAPS DUE TO EARLIER TIME DELAYS ***

The results are provisional until the end of the time limit for protests and appeals.


Scott Laing
Chief Timekeeper - Scott Laing

Tony Bolin
Clerk of Course - Tony Bolin



COMPUTIME RACE TIMING SYSTEMS PTY LTD
www.computime.com.au

E-mail: scott@computime.com.au / Ph: 0418 17 13 17





Round 3 - Phillip Island GP Circuit - September 3 & 4
SUPERSPORT

Leg 3

Date: 04/09/22
Event: R29
Weather: Mostly cloudy - Temp: 11.8C
Track: Dry - Temp: 26.0C

Started at: 16:06:43
Laps: 6
Starters: 28
Printed at: 16:22

PROVISIONAL BEST PARTIAL TIMES


Pos	Split 1		Split 2		Split 3		Split 4		LAP		Ideal	Fastest
	Name	Time	Name	Time	Name	Time	Name	Time	Name	Time		
1	J. PASSFIELD	23.511	J. PASSFIELD	28.405	D. SKEER	18.430	S. NICHOLSO	27.164	D. SKEER	1:37.947	1:38.211	
2	T. BRAMICH	23.544	S. NICHOLSO	28.415	T. BRAMICH	18.613	D. SKEER	27.310	S. NICHOLSO	1:38.026	1:38.257	
3	D. SKEER	23.587	T. BRAMICH	28.467	T. LARGE	18.692	J. PASSFIELD	27.316	J. PASSFIELD	1:38.076	1:38.169	
4	S. NICHOLSO	23.715	H. SIDE	28.500	S. NICHOLSO	18.732	D. OUGHTRE	27.341	T. BRAMICH	1:38.130	1:38.321	
5	L. SANDERS	23.735	L. SANDERS	28.538	W. SHARROC	18.781	B. WILSON	27.368	L. SANDERS	1:38.426	1:38.717	
6	B. WILSON	23.767	B. WILSON	28.544	L. SANDERS	18.784	L. SANDERS	27.369	T. LARGE	1:38.512	1:38.512	
7	T. LARGE	23.791	D. OUGHTRE	28.547	J. PASSFIELD	18.844	T. LARGE	27.429	D. OUGHTRE	1:38.616	1:39.290	
8	D. OUGHTRE	23.853	T. LARGE	28.600	D. OUGHTRE	18.875	W. SHARROC	27.475	B. WILSON	1:38.716	1:38.842	
9	W. SHARROC	23.915	D. SKEER	28.620	H. SIDE	18.946	T. BRAMICH	27.506	W. SHARROC	1:38.923	1:39.235	
10	H. SIDE	24.029	W. SHARROC	28.752	T. WALKER	18.979	H. SIDE	27.534	H. SIDE	1:39.009	1:39.390	
11	T. WALKER	24.212	T. WALKER	28.930	B. WILSON	19.037	N. MAHON	27.812	T. WALKER	1:40.071	1:40.520	
12	N. MAHON	24.219	J. FAVELLE	29.103	M. MCLAREN-	19.083	L. DURNING	27.883	N. MAHON	1:40.591	1:40.689	
13	J. FAVELLE	24.340	L. DURNING	29.214	J. FAVELLE	19.111	T. WALKER	27.950	J. FAVELLE	1:40.660	1:40.984	
14	M. MCLAREN-	24.383	N. MAHON	29.332	L. DURNING	19.215	J. FAVELLE	28.106	L. DURNING	1:40.792	1:40.792	
15	L. DURNING	24.480	C. HOLDING	29.439	N. MAHON	19.228	M. MCLAREN-	28.218	M. MCLAREN-	1:41.145	1:41.781	
16	K. MULCAHY	24.772	M. MCLAREN-	29.461	C. HOLDING	19.641	M. HAWKSLE	28.262	C. HOLDING	1:42.557	1:43.454	
17	C. GILBEE	24.810	M. HAWKSLE	29.699	L. BELLETTI	19.747	L. BELLETTI	28.435	M. HAWKSLE	1:42.712	1:43.116	
18	M. HAWKSLE	24.931	J. QUINN	29.805	C. GILBEE	19.750	C. HOLDING	28.461	L. BELLETTI	1:43.268	1:43.548	
19	P. VAN DER H	24.952	K. MULCAHY	30.044	M. HAWKSLE	19.820	M. DELANEY	28.476	J. QUINN	1:43.585	1:44.030	
20	L. BELLETTI	24.996	L. BELLETTI	30.090	J. QUINN	19.893	P. VAN DER H	28.657	K. MULCAHY	1:43.646	1:43.789	
21	C. HOLDING	25.016	M. DELANEY	30.124	K. MULCAHY	19.949	J. QUINN	28.807	M. DELANEY	1:43.720	1:44.022	
22	M. DELANEY	25.062	P. VAN DER H	30.326	P. VAN DER H	19.962	K. MULCAHY	28.881	P. VAN DER H	1:43.897	1:44.719	
23	J. QUINN	25.080	C. GILBEE	30.434	M. DELANEY	20.058	C. GILBEE	28.949	C. GILBEE	1:43.943	1:44.313	
24	S. O'BRIEN	25.583	S. O'BRIEN	30.837	S. O'BRIEN	20.309	S. O'BRIEN	29.819	S. O'BRIEN	1:46.548	1:46.926	
25	J. ZHANG	27.047	D. CARBERRY	31.644	D. CARBERRY	21.110	D. CARBERRY	30.749	D. CARBERR	1:50.661	1:50.838	
26	D. CARBERRY	27.158	J. ZHANG	32.890	J. ZHANG	22.140	N. HILLMAN	31.251	J. ZHANG	1:53.343	1:53.594	
27	N. HILLMAN	27.885	N. HILLMAN	33.836	N. HILLMAN	22.154	J. ZHANG	31.266	N. HILLMAN	1:55.126	1:56.148	
28	B. GORRIE	27.942	B. GORRIE	34.298	B. GORRIE	22.415	B. GORRIE	32.184	B. GORRIE	1:56.839	1:57.974	

*** RACE REDUCED FROM 7 TO 6 LAPS DUE TO EARLIER TIME DELAYS ***

The results are provisional until the end of the time limit for protests and appeals.


Scott Laing
Chief Timekeeper - Scott Laing

Tony Bolin
Clerk of Course - Tony Bolin



COMPUTIME RACE TIMING SYSTEMS PTY LTD
www.computime.com.au

E-mail: scott@computime.com.au / Ph: 0418 17 13 17





Round 3 - Phillip Island GP Circuit - September 3 & 4

SUPERSPORT

PROVISIONAL ROUND POINTS

SUPERSPORT - OVERALL

Pos	No	Name	Rnd 3 Race 1	Rnd 3 Race 2	Rnd 3 Race 3	Total
1	44	Thomas BRAMICH	25	20	20	65
2	42	Jack PASSFIELD	20	25	18	63
3	86	Dallas SKEER	18	17	25	60
4	39	Scott NICHOLSON	17	18	17	52
5	74	Timothy LARGE	16	16	15	47
6	88	Luke SANDERS	15	15	16	46
7	88v	Dean OUGHTRED	12	14	14	40
8	54	Brendan WILSON	14	11	13	38
9	95	Harley SIDE	13	12	12	37
10	44A	William SHARROCK	8	13	11	32
11	10	Noel MAHON	9	8	9	26
12	21	Tarbo WALKER	6	9	10	25
13	31	John QUINN	10	5	5	20
14	212	Luca DURNING	11		8	19
15	33	Jack FAVELLE	4	6	7	17
16	99	Morgan MCLAREN-WOOD	7	10		17
17	52	Mitchell HAWKSLEY	3	3	6	12
18	220	Declan CARBERRY	5	7		12
19	8B	Charles HOLDING	2	4	3	9
20	90	Libero BELLETTI		1	4	5
21	8A	Marcus DELANEY			2	2
22	76	Paul VAN DER HEIDEN		2		2
23	32	Keith MULCAHY			1	1
24	70	Christopher GILBEE	1			1

SUPERSPORT - B GRADE


Pos	No	Name	Rnd 3 Race 1	Rnd 3 Race 2	Rnd 3 Race 3	Total
1	95	Harley SIDE	25	25	25	75
2	10	Noel MAHON	18	20	20	58
3	31	John QUINN	20	18	18	56

SUPERSPORT - C GRADE

Pos	No	Name	Rnd 3 Race 1	Rnd 3 Race 2	Rnd 3 Race 3	Total
-----	----	------	-----------------	-----------------	-----------------	-------


Scott Laing
 Chief Timekeeper - Scott Laing

Tony Bolin
 Clerk of Course - Tony Bolin



COMPUTIME RACE TIMING SYSTEMS PTY LTD
www.computime.com.au

E-mail: scott@computime.com.au / Ph: 0418 17 13 17






Round 3 - Phillip Island GP Circuit - September 3 & 4
SUPERSPORT
PROVISIONAL ROUND POINTS

SUPERSPORT - C GRADE

Pos	No	Name	Rnd 3 Race 1	Rnd 3 Race 2	Rnd 3 Race 3	Total
1	70	Christopher GILBEE	25	25	25	75
2	3	Shane O'BRIEN	18	20	20	58
3	83	Nathan HILLMAN	17	18	18	53
4	3A	Matt MAVER	20			20
5	12	Kruiz JENKINS		17		17
6	87	Brad GORRIE	16			16


Scott Laing
 Chief Timekeeper - Scott Laing

Tony Bolin
 Clerk of Course - Tony Bolin



COMPUTIME RACE TIMING SYSTEMS PTY LTD
www.computime.com.au

E-mail: scott@computime.com.au / Ph: 0418 17 13 17





Round 3 - Phillip Island GP Circuit - September 3 & 4

SUPERSPORT

PROVISIONAL PROGRESSIVE SERIES POINTS

SUPERSPORT - OVERALL


Pos	No	Name	Rnd 1 B/ford	Rnd 2 Wint	Rnd 3 Race 1	Rnd 3 Race 2	Rnd 3 Race 3	Total
1	74	Timothy LARGE	75	65	16	16	15	187
2	95	Harley SIDE	58	70	13	12	12	165
3	88	Luke SANDERS	37	49	15	15	16	132
4	54	Brendan WILSON	53	34	14	11	13	125
5	44A	William SHARROCK	33	51	8	13	11	116
6	52	Mitchell HAWKSLEY	47	31	3	3	6	90
7	44	Thomas BRAMICH			25	20	20	65
8	42	Jack PASSFIELD			20	25	18	63
9	86	Dallas SKEER			18	17	25	60
10	8A	Marcus DELANEY	14	44			2	60
11	39	Scott NICHOLSON			17	18	17	52
12	70	Christopher GILBEE	42		1			43
13		Shane OBRIEN		43				43
14		Matthew LONG	42					42
15	88v	Dean OUGHTRED			12	14	14	40
16		Romeo ARMORE	37					37
17	10	Noel MAHON			9	8	9	26
18	21	Tarbon WALKER			6	9	10	25
19	31	John QUINN			10	5	5	20
20	212	Luca DURNING			11		8	19
21	33	Jack FAVELLE			4	6	7	17
22	99	Morgan MCLAREN-WOOD			7	10		17
23	220	Declan CARBERRY			5	7		12
24		Christopher LAW	11					11
25	8B	Charles HOLDING			2	4	3	9
26	90	Libero BELLETTI				1	4	5
27	76	Paul VAN DER HEIDEN				2		2
28	32	Keith MULCAHY					1	1

SUPERSPORT - B GRADE

Pos	No	Name	Rnd 1 B/ford	Rnd 2 Wint	Rnd 3 Race 1	Rnd 3 Race 2	Rnd 3 Race 3	Total
1	95	Harley SIDE	75	75	25	25	25	225
2		Romeo ARMORE	60					60
3	10	Noel MAHON			18	20	20	58


Scott Laing
 Chief Timekeeper - Scott Laing

Tony Bolin
 Clerk of Course - Tony Bolin



COMPUTIME RACE TIMING SYSTEMS PTY LTD
www.computime.com.au

E-mail: scott@computime.com.au / Ph: 0418 17 13 17





Round 3 - Phillip Island GP Circuit - September 3 & 4
SUPERSPORT
PROVISIONAL PROGRESSIVE SERIES POINTS

SUPERSPORT - B GRADE


Pos	No	Name	Rnd 1 B/ford	Rnd 2 Wint	Rnd 3 Race 1	Rnd 3 Race 2	Rnd 3 Race 3	Total
4	31	John QUINN			20	18	18	56

SUPERSPORT - C GRADE

Pos	No	Name	Rnd 1 B/ford	Rnd 2 Wint	Rnd 3 Race 1	Rnd 3 Race 2	Rnd 3 Race 3	Total
1	70	Christopher GILBEE	75		25	25	25	150
2	3	Shane O'BRIEN		75	18	20	20	133
3	83	Nathan HILLMAN			17	18	18	53
4	3A	Matt MAVER			20			20
5	12	Kruiz JENKINS				17		17
6	87	Brad GORRIE			16			16

Scott Laing
 Chief Timekeeper - Scott Laing

Tony Bolin
 Clerk of Course - Tony Bolin



COMPUTIME RACE TIMING SYSTEMS PTY LTD
www.computime.com.au

E-mail: scott@computime.com.au / Ph: 0418 17 13 17

